

# CINEWALL®



Simple - versatile - my entertainment





## **C O N T E N T S**

---

**Cinewall®**

**The Variations**

**The Components**

**The Constuction**

**The Photo Gallery**

**The Article Codes**

Bilbao

Modern flat television screens do not only look classy, they also offer an exquisite quality due to their technical sophistication. They signify high standards and extravagance. This extravagant effect is lost when the required cables are jutting out from behind or around the television screens leaving an unfinished shabby impression. Cinewall® measures approximately 1.92 x 1.92 m and is the wall on a wall which will blend into your rooms splendidly. The system can integrate wall mounted flat screens safely onto your walls in a simple, decorative, and versatile manner. This patented system with all its details and its simple installation allows for flexibility. The construction of Cinewall® enables made to measure solutions with adjustable height and width according to your requirements and the professional installation of all your electronic equipment with perfect concealed cable channelling. The installation of Cinewall® can be easily completed and gives you the freedom to channel the wiring needed as you wish. The Cinewall® system allows single panels to be dismantled and reinstalled to change, add or remove equipment and their cabling easily.

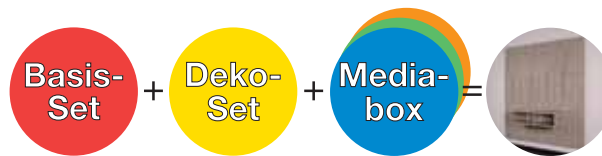
# CINEWALL®

---



Toledo

Cinewall® comes in sets: The Basic Set gives you the framework including the TV bracket and the Deco Set the decorative panels. To compliment your Cinewall®, we offer various shelving units, also with two or four segments, in the same decor. The Mediaboard, Mediabox 2 or Mediabox 4 is the perfect solution for the electronic equipment needed. Further more one can turn the units into cabinets by adding the Door Sets. The complete Cinewall® set is available in eight decors ranging from light tones in wood and modern colour decors, to rustic and bright trendy tones.



# THE VARIATIONS

---



The **Basic Set** contains all the parts needed to construct the framework, but also includes a high quality universal twin television bracket system. The Basic Set also contains all the accessories needed for a professional finish.



### Accessories

Set your television screen with the Cinewall® **TV bracket**. Through the swinging, bending and extending of the TV bracket, you can define the optimal viewing angle to your individual needs.



The **Deco Set** includes the necessary number of panelling and mouldings to finish off the Cinewall®. These are supplied ready cut into the standard lengths.

### Accessories

The easy to install **Uni-Clip** offers countless possibilities of use. An example of this is the professional installation of loud speakers. Pre-prepared holes ease the installation of accessories and decoration. The clips are simply slotted into the rail mounting system.



## THE COMPONENTS

---

In order to round up the elegance of the Cinewall® system, we offer decorative **Light Sets** which could be affixed on the sides behind the Cinewall® providing elegant indirect lighting.



The **Mediaboard Set** contains the material necessary to build a shelf in either the identical décor or in contrasting décors.

The **Mediabox 2** and **Mediabox 4** sets give the customer the possibility of affixing units onto the wall in the same décor or in contrasting décors.



**Door Sets** are also available for each of the units to turn them into elegant cabinets.



The system allows you to integrate fittings like electrical sockets and switches in order to control the indirect lighting. Countless off the shelf fittings could be integrated onto the Cinewall®.

## THE CONSTRUCTION

---

The wood components found in the Basic Set are affixed to the wall to form a framework. All the hardware needed and the TV bracket are included in the package.



The advantage of Cinewall® is that cables and wiring can be channelled through the gaps behind the Cinewall® to connect electrical sockets and low voltage wiring to the electronic equipment. The 60mm gap between the wall and the panels enables one to use a multi-socket extension.

The pre-cut wall elements, found in the Deco Set, slide into the aluminium rails. Indirect lighting can be easily integrated and the Mediaboard or Mediabox sets can be built and hung onto the rail.



The panels are pushed in and out of the channels so that changes can be made easily. The Cinewall® is finished with pre-cut mouldings on either side of the wall.



Granada

## THE PHOTO GALLERY

---



TV = 50"  
Candela white



Candela lava



Toledo



Candela magic



Cordoba





Cordoba










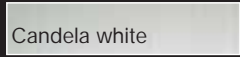









Cordoba



Toledo

	<b>Basic Set</b> (Basis-Set) Background: Load bearing wall	<b>Deco Set</b> (Deko-Set) Appropriate for Basic Set	<b>Mediaboard</b> Easy installation	<b>Mediabox 2</b> Easy installation	<b>Door Set M2</b> Appropriate for Mediabox 2
	Art. No. 14 88 88	Art. No. 14 70 54	Art. No. 14 10 54	Art. No. 14 20 54	Art. No. 14 50 54
		Art. No. 14 70 52	Art. No. 14 10 52	Art. No. 14 20 52	Art. No. 14 50 52
		Art. No. 14 70 51	Art. No. 14 10 51	Art. No. 14 20 51	Art. No. 14 50 51
		Art. No. 14 70 53	Art. No. 14 10 53	Art. No. 14 20 53	Art. No. 14 50 53
		Art. No. 14 70 50	Art. No. 14 10 50	Art. No. 14 20 50	Art. No. 14 50 50
		Art. No. 14 70 58	Art. No. 14 10 58	Art. No. 14 20 58	Art. No. 14 50 58
	inkl. zweiteiligem Basis TV-Halter	Art. No. 14 70 61	Art. No. 14 10 61	Art. No. 14 20 61	Art. No. 14 50 61
		Art. No. 14 70 62	Art. No. 14 10 62	Art. No. 14 20 62	Art. No. 14 50 62
External dimensions	1921 x 1918 mm (height x width)	Appropriate for Basic Set	1000 x 400 x 19 mm (width x depth x thickness)	1000 x 400 x 238 mm (width x depth x height)	493 x 235 x 19 mm (width x height x thickness)
Available internal dimensions				2 segments each 470 x 381 x 200 mm (width x depth x height)	
Weight	19 kg	27 kg	7 kg	16 kg	3 kg
Applied load allowed	With a secured installation the allowed weight including all fixtures, fittings and equipment must not exceed 180 kilograms. The TV bracket can take a maximum of 60 kilograms.		20 kg	30 kg	
					

## THE ARTICLE CODES

Mediabox 4 Easy installation	Door Set M4 Appropriate for Mediabox 4	Décor Individual choice	Light Set Indirect lighting	TV Bracket Can be tilted and rotated	Uni-Clips Easy installation	
Art. No. 14 40 54	Art. No. 14 55 54		Art. No. 14 90 00 White	Art. No. 14 91 01	Art. No. 14 91 00	
Art. No. 14 40 52	Art. No. 14 55 52		Art. No. 14 90 01 Red	<ul style="list-style-type: none"> <li>• Stageless tilting between -2° and +5°</li> <li>• Rotation +/- 20° (depending on the width of the TV)</li> </ul>		
Art. No. 14 40 51	Art. No. 14 55 51		Art. No. 14 90 02 Yellow			
Art. No. 14 40 53	Art. No. 14 55 53		Art. No. 14 90 03 Blue	 		
Art. No. 14 40 50	Art. No. 14 55 50		White: 4 tubes (each 875x 28 x 43mm)			
Art. No. 14 40 58	Art. No. 14 55 58					Coloured: 2 tubes (each 1350 x 25 x 43mm)
Art. No. 14 40 61	Art. No. 14 55 61					
Art. No. 14 40 62	Art. No. 14 55 62					
1000 x 400 x 400 mm (width x depth x height)	493 x 395 x 19 mm (width x height x thickness)	 		290 x 500 x 60 mm (height x width x depth)	63 x 50 mm (height x width)	
4 segments each 470 x 381 x approx. 170 mm (width x depth x height) The height of the segments is variable					Can be pulled out up to 260mm.	
22 kg	5 kg				7 kg	58 g
40 kg					40 kg	5 kg
						

[www.cinewall.tv](http://www.cinewall.tv)

---

Hotline + 49 (0) 180 3 35 37 46